

# TIPS FOR GREAT FALL WEED CONTROL

*A fall herbicide application gives you a jump on spring.*

**Here are a few tips to maximize control:**

## 1 When managing emerged weeds in the fall

- Ensure the weeds are actively growing and have vibrant green, shiny and pliable leaves. Unhealthy weeds damaged by harvest or frost won't take up herbicides. Systemic burnoff herbicides are absorbed by the plant through green tissue and move down into the root to stop regrowth.
- Apply burnoff products like Intruvix™ herbicide or Express® FX herbicide in late morning or early afternoon. Spray when heavy dew is off the plant and when temperatures are above 10°C with predicted highs above 15°C. Applying prior to October 1st will maximize recropping options.

## 2 When looking to establish early spring weed control

- Apply an extended weed control product as soil temperatures are cooling to 10° C or less and before soil freeze-up. The herbicide will sit inactive on the soil surface, not binding to green weed growth and crop residue or degrading. Activation will occur with a moisture event of ½" to 1", at once. This can occur during snow melt and/or spring rainfall.
- Do not mechanically incorporate in the fall or spring as this can compromise the herbicide barrier and allow weeds to escape. Products like Authority® 480 herbicide or Authority® Supreme herbicide move into the soil water and becomes available for root uptake of germinating weeds in the spring.

### NEW! Authority® brand herbicides

You can now use Authority® 480 herbicide and Authority® Supreme herbicide in the fall. When applied in the fall, extended weed control herbicides create a barrier on the soil surface for consistent weed control activity in the spring.

With **FMC Clean Fields Community Yields**, anytime you use eligible FMC fall herbicides, we team up with your local retailer to donate \$0.10 per acre to an organization that serves your local community. It could be sports, arts, seniors or something else – if they help people, we'll help them.



# GET AHEAD OF THE GAME

## 5 reasons fall herbicides save you money next spring

You know early weed control works. Why wait? Cross stuff off your spring to-do list by spraying FMC fall herbicides now.

### 1 Balance fall vs spring workload

Research shows there's more time available to complete field work in the fall than the spring – across all soil types.<sup>1</sup> For example, weather conditions can affect the timing of spring seeding and leave less time for weed control. Fall weed control will balance the workload and save you time the following spring.

### 2 Maximize weed control – two ways

- When temperatures drop in the fall, emerged winter annual and perennial weeds start moving nutrients into the root system. A burnoff herbicide with systemic control will move to the roots with those nutrients and deliver better control.
- A soil-applied extended weed control herbicide application in late fall starts working in the spring after the snow melts and/or spring rain arrives. This creates a barrier that controls early germinating weeds before or shortly after emergence.

### 3 Conserve moisture

Remove those weeds in the fall and they won't rob moisture in the spring... and soil warming will be accelerated too.

### 4 Protect nutrients

The average nitrogen uptake by winter annual weeds in some environments is 16 lb./acre.<sup>2</sup> Multiply that by the cost of nitrogen in the spring for even more motivation to spray a fall herbicide.

### 5 Rob insects

Clean fields this fall may reduce how attractive your fields are to over-wintering insects, like cutworms or flea beetles, reducing insect pressure in the spring.

<sup>1</sup>1966-2003 – data from Plotz and Harrigan (2005)  
<sup>2</sup>2017 study by Kansas State University

Always check with your grain buyer prior to making pre-harvest herbicide applications. Terms and Conditions Apply. Contact your local retailer for details. Always read and follow label instructions. Member of CropLife Canada. FMC, the FMC logo, Aim, Authority, Express, Focus, and Intruvix are trademarks of FMC Corporation or an affiliate.

©2023 FMC Corporation. All rights reserved. 5559 - 8/23



THINKING  
FALL WEED  
CONTROL?  
THINK FMC.

**A TIMELY FALL APPLICATION SETS YOU UP FOR A QUICK START AND A PROFITABLE CROP THE FOLLOWING YEAR. HERE'S A LOOK AT THE BENEFITS OF FMC'S FALL WEED CONTROL PORTFOLIO.**


# MORE WAYS TO NAIL YOUR FALL WEED CONTROL



Turn harvest conditions in your favour with quicker dry down of green weeds

- Pre-harvest. Apply when crop moisture is <30%. Post-harvest
- Pre-harvest to barley, dry beans, oats, peas, potatoes<sup>†</sup>, soybeans and wheat. Wide open re-cropping for post-harvest application.
- Resistant kochia, cleavers, volunteer canola, Russian thistle, shepherd's purse, round-leaved mallow
- 47 mL/ac + registered adjuvant for pre-harvest application 15-30 mL/ac for post-harvest application
- Can be used with or without glyphosate. When used without glyphosate, apply with a registered surfactant. Do not apply a post-harvest application to fields where two applications of Aim<sup>®</sup> EC herbicide were made in that same year.

Check label for crop-specific pre-harvest intervals. Always check with your grain buyer prior to making pre-harvest herbicide applications. <sup>†</sup>See label for potato rate and application information.



Rates: Aim<sup>®</sup> EC herbicide (47 mL/ac) + Glyphosate (360 g a/a/acre) + Ag Surf II (0.25% v/v)  
Location: Minto, MB Date: August 22, 2018



Powerful burnoff from shoots to roots

Which one best suits your post-harvest weed control needs?

**Express<sup>®</sup> FX herbicide** for resistance management and control of resistant kochia, dandelion and more

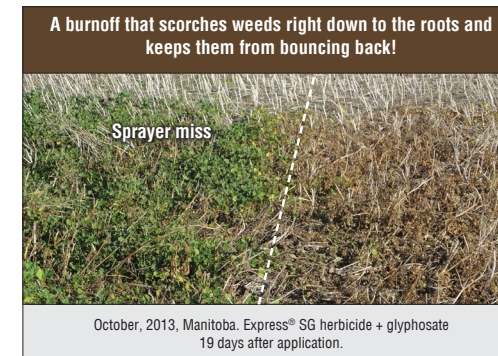
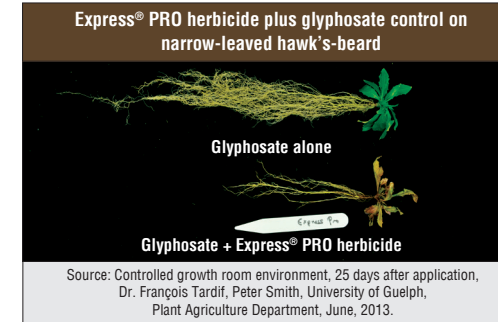
**Express<sup>®</sup> PRO herbicide** for extended control of dandelion, volunteer canola, narrow-leaved hawk's-beard and cleavers

**Express<sup>®</sup> SG herbicide** for maximum rotational flexibility

- Express<sup>®</sup> SG herbicide and Express<sup>®</sup> PRO herbicide: 80 ac/jug
- Express<sup>®</sup> FX herbicide: 40 ac/jug (80 ac/case)

- Must be tank-mixed with glyphosate

For complete product information, please check the labels.



Now registered for fall application to control kochia and other tough broadleaf weeds

- Post-harvest
- Post-harvest application fields can be spring seeded to chickpeas, field pea, flax, sunflowers, soybeans, wheat (spring and durum - low rate only), tame mustard (low rate only) and faba bean
- Kochia (including Groups 2, 4 and 9 resistant), redroot pigweed (including Group 2 resistant), lamb's-quarters (including Group 2 resistant), wild buckwheat (including Group 2 resistant) and cleavers (including Groups 2 and 4 resistant)
- 43 ac/jug for control of kochia and Russian thistle\* 32 ac/jug

See label for more details. Additional soil restrictions may apply. Read the 'Tips for great fall weed control' on the inside panel for important application information.



Authority<sup>®</sup> 480 herbicide @ 43 ac/jug vs. untreated  
Date of application - November 5, 2019  
Picture date - June 11, 2020



Quick and lasting burnoff control of over 30 weeds

- Post-harvest
- Post-harvest application fields can be spring seeded to wheat (spring, durum), barley and oats. To spring seed canola, field corn, soybean, lentil or white bean, contact FMC for specific fall application timing recommendations. Winter wheat can be seeded 24 hours after application.
- Resistant kochia, cleavers, volunteer canola, dandelion, flixweed, narrow-leaved hawk's-beard
- 80 ac/case
- 4 modes of action when tank-mixed with glyphosate




Source: Internal trial, Vegreville, AB, June 2019



A complete solution: fall burnoff, plus extended weed activity in spring

- Post-harvest
- Post-harvest applied fields can be seeded in the spring to field corn, field peas, lentils, spring and winter wheat, soybeans, sunflowers
- Emerged weeds registered for burnoff control such as stinkweed, mustard, kochia, volunteer canola and cleavers. Weeds registered for extended control such as wild oats\*, foxtail barley\*, cleavers, kochia\*, waterhemp, stinkweed\* and wild buckwheat\*
- 33 ac/jug at 3-7% organic matter 40 ac/jug at 1-3% organic matter
- Faster burnoff when added to glyphosate

See label for more details. Additional soil restrictions may apply. \*Suppression



Source: FMC Global Research Station, Hanley, SK




Now registered for fall application to control grassy and broadleaf weeds

- Post-harvest
- Post-harvest application fields can be spring seeded to chickpeas, field peas, soybeans and sunflowers.
- Grassy weeds:** Brome (downy, Japanese), foxtail (green, yellow, giant), wild oats\* and more
- Broadleaf weeds:** Cleavers, cow cockle, kochia, lamb's-quarters, pigweeds, stinkweed, wild mustard\* and more
- 40 ac/jug at 1-3% organic matter 33 ac/jug at 3-6% organic matter

See label for more details. Additional soil restrictions may apply. Read the 'Tips for great fall weed control' on the inside panel for important application information. \*Suppression



Authority<sup>®</sup> Supreme herbicide @ 40 ac/jug vs. untreated



Authority<sup>®</sup> Supreme herbicide 40 acres/jug

Location: Hanley, SK Fall application date: November 2, 2020  
Photo taken: July 6, 2021 (246 DAA)